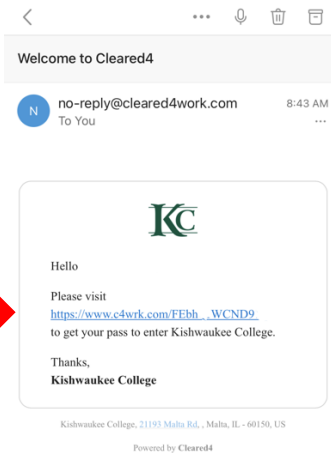



## CLEARED4 Instructions for Proof of Vaccination Submission Prior to October 21, 2021

If you have submitted proof of COVID-19 vaccination to Kishwaukee College prior to noon on Wednesday, October 20, you will:

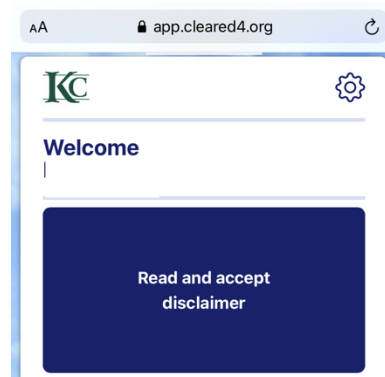
1. Receive an email from the CLEARED4 system with a unique link. **You will need this link daily to access campus facilities. DO NOT SHARE LINK as this is unique to you.**



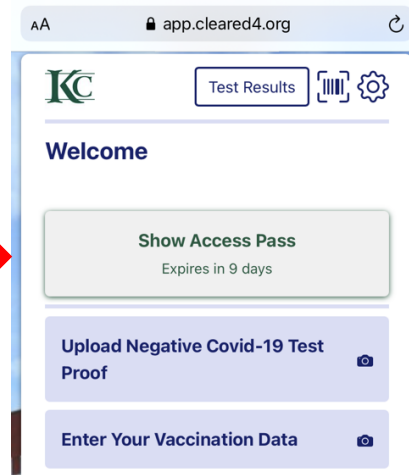
2. Click on link in email to go directly to your CLEARED4 record.



3. The first time you enter CLEARED4 you will need to review and accept disclaimer.



4. Once accepted, you will click on “Show Access Pass” to receive daily QR Code.

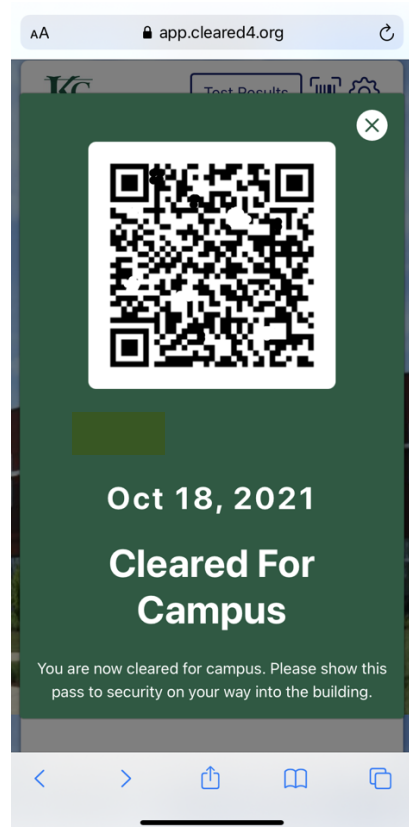


5. Present Green Pass at entry door check points.

**No Smartphone? No problem.**

1. Use the unique link in the CLEARED4 welcome email to access your record.
2. Complete steps 1-4.
3. Print off your access pass.
4. When you arrive to an entry door present the pass to the attendant and allow them to scan your pass.

Repeat daily when you are on campus.



If you have any issues with CLEARED4 showing correct access pass, stop by the COVID-19 testing site, entering Door 6 from A parking lot.

If you have questions, please email:

Employees: [kishhr@kish.edu](mailto:kishhr@kish.edu)

Students: [covid@kish.edu](mailto:covid@kish.edu)